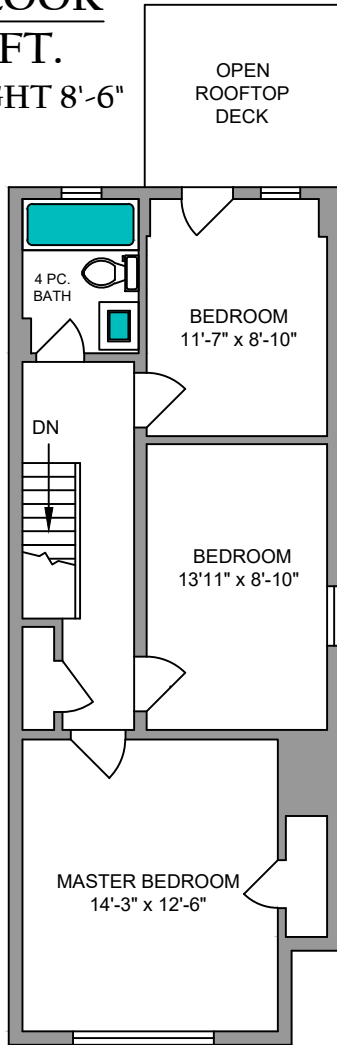
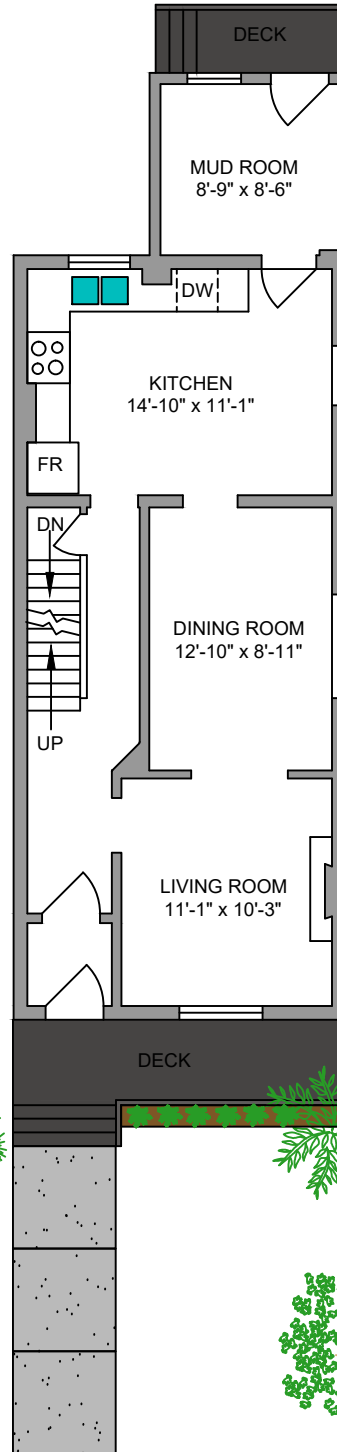


**UPPER FLOOR**  
**594 SQ. FT.**  
 CEILING HEIGHT 8'-6"

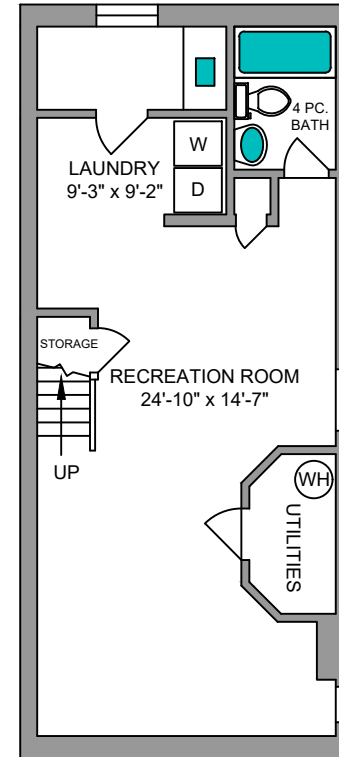


**MAIN FLOOR**  
**613 SQ. FT.**  
 CEILING HEIGHT 8'-8"

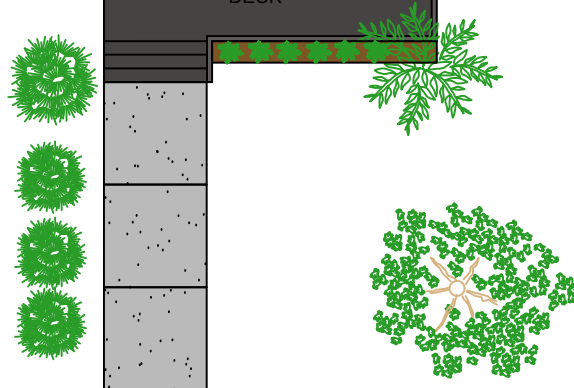
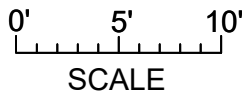


**MULFORD & EBY**  
 REAL ESTATE

**LOWER FLOOR**  
**504 SQ. FT.**  
 CEILING HEIGHT 6'-5"



NORTH



741 ANNETTE ST JUNE 11, 2019		
PREPARED FOR THE EXCLUSIVE USE OF MULFORD & EBY PLANS MAY NOT BE 100% ACCURATE, IF CRITICAL BUYER TO VERIFY.		
FLOOR	AREA (SQ. FT.)	
	INTERIOR	EXTERIOR
MAIN	613	676
UPPER	594	652
LOWER	504	582
<b>TOTAL</b>	<b>1711</b>	<b>1910</b>