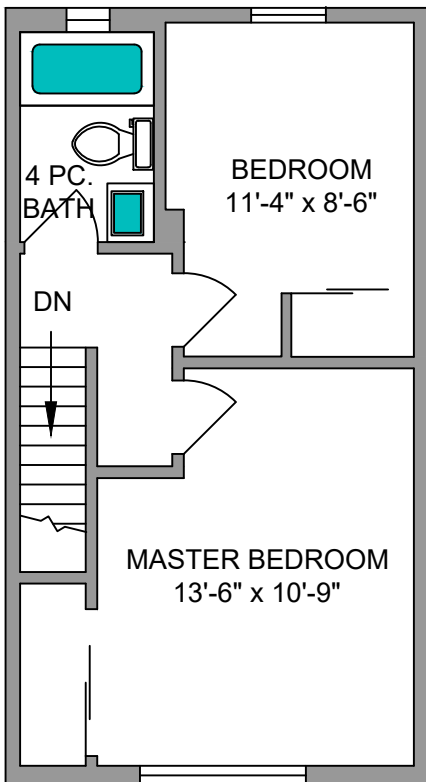


LARGE SHED IN BACK
NOT SHOWN

UPPER FLOOR

338 SQ. FT.

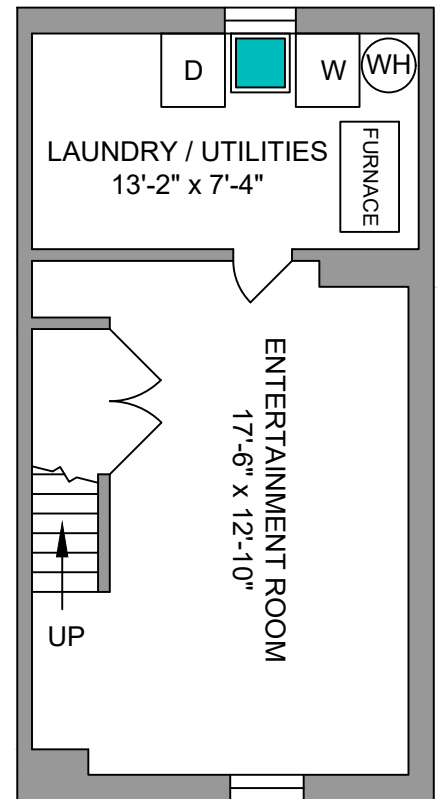
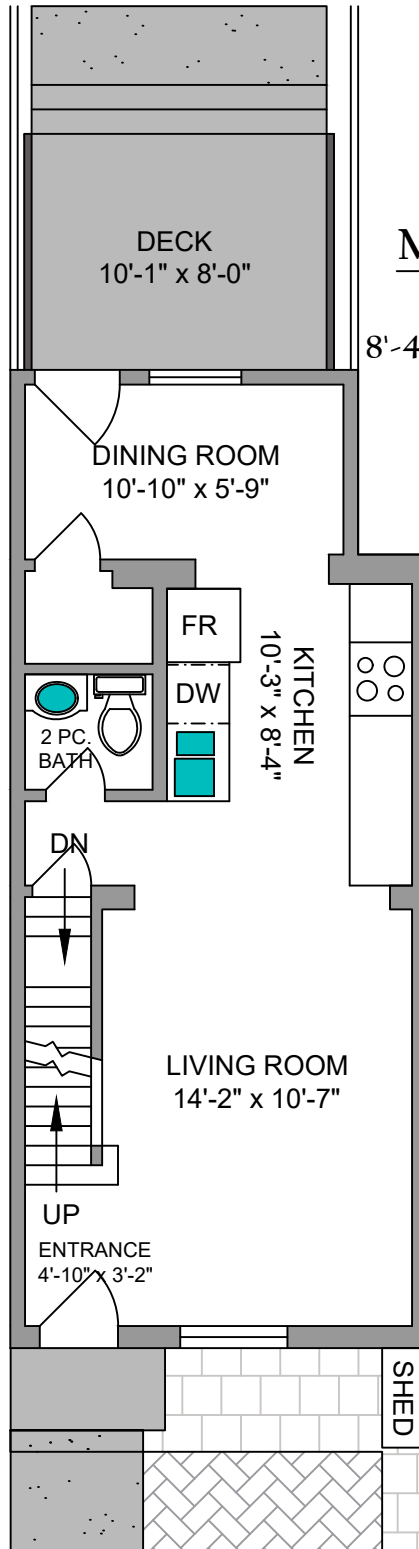
8'-1" CEILING HEIGHT



MAIN FLOOR

406 SQ. FT.

8'-4" CEILING HEIGHT

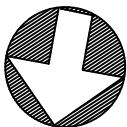


LOWER FLOOR

328 SQ. FT.

5'-11" CEILING HEIGHT

NORTH



0' 5' 10'

SCALE



propermeasure.com
647.888.1558
jenn@propermeasure.com

| 843 SAMMON AVENUE APRIL 6, 2019 PREPARED FOR THE EXCLUSIVE USE OF MULFORD & EBY REAL ESTATE PLANS MAY NOT BE 100% ACCURATE, IF CRITICAL BUYER TO VERIFY. | | |
|---|----------------|--------------|
| FLOOR | AREA (SQ. FT.) | |
| | FINISHED | DECK / PATIO |
| UPPER | 338 | 0 |
| MAIN | 406 | 81 |
| LOWER | 328 | 0 |
| TOTAL | 1072 | 81 |